

# THE NEW DIMENSION OF COMFORT

Made in Germany



**EX**TREME<sup>®</sup>  
LINE

Your solution provider for light, air and heat






5  
GERMAN  
DESIGN  
AWARD  
WINNER  
2024

## HeatFlare Carbon- The INNOVATION 2023

- Range of application: Indoor or covered outdoor areas
- Various installation options
- Body available in three different colors
- Design protective grille in the color of the housing
- Energy efficient carbon heating element
- Two different power levels and lengths
- Devices with integrated control, radio and APP operation
- Separate wireless temperature and humidity sensor
- Infrared B- radiation
- Very small minimum distances (6 cm / 15 cm)
- Integrated inrush current limitation




Performance	1600 W	3200 W
Dimensions	79 x 9,5 x 8,5 cm	170 x 9,5 x 8,5 cm
Heating area	8,5 m <sup>2</sup>	17 m <sup>2</sup>
Color	Titan, dark grey (like DB703) and brushed stainless steel	



## HeatTower Carbon - QUICKLY SET UP, READY TO OPERATE IMMEDIATELY

- Range of application: Terraces, indoor and outdoor areas
- Heat within approx 36 sec
- Also usable in moderate winds
- Black aluminium-body, silver protective grille
- Energy efficient triple carbon heating element with infrared B- radiation
- ON/OFF switch and with two power levels
- Stable base plate with adjustable feet
- Including weather protection cover and Schuko plug



Performance	2700 W
-------------	--------

Dimensions	158 x 17 x 7,5cm
------------	------------------

Heating area	14 m <sup>2</sup>
--------------	-------------------

Color	Black
-------	-------

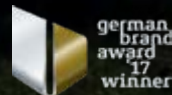


## LED Spots - LIGHT WITH HIGH STANDARDS AND EFFECTIVENESS



Performance	2,8 W
Installation diameter	35 mm
Outside diameter	40 mm
Color temperature	2.700 Kelvin
Color	Silver
Light cone	120°

- Service life of approx. 30,000 hours
- 120° beam cone with 330 lm, uniform illumination
- Homogeneous illumination with a minimum number of LED lights
- They are dimmable and therefore suitable for living areas
- Ideal for cold winter gardens and their special requirements
- Protective extra-low voltage of 24V DC
- Plug-in play system





## THE ELECTRIC SLIDING ROOF WINDOW FOR COLD WINTER GARDENS

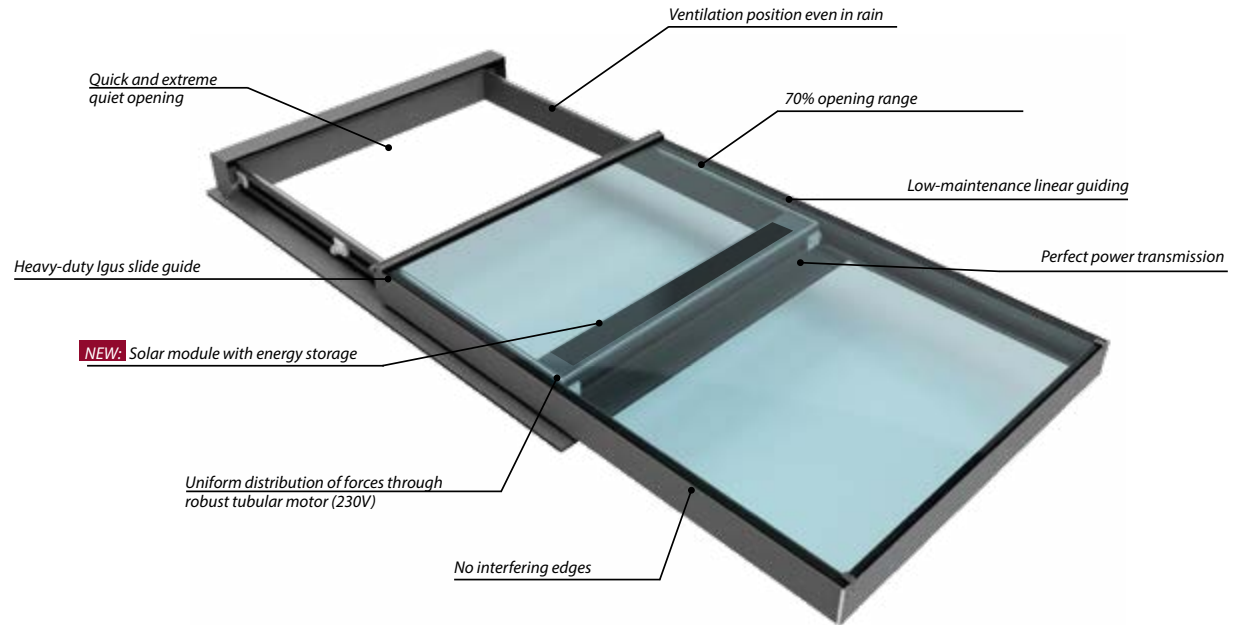
With the AirSlide, stuffy and humid room air is a thing of the past. Because the innovative ventilation system easily prevents heat build-up.

How does it work? Fresh air flows in through the ventilation flaps or a ventilation gap installed in the cold winter garden. According to the principle of thermals, warm air is automatically transported upwards by the generated flow and can escape unhindered through the very large opening. This “chimney effect” circulates the air optimally and creates a very pleasant atmosphere.

The ExtremeLine solar module with energy storage is also newly available, which makes the window's additional power connection unnecessary and can be retrofitted to every AirSlide.

Width	700 mm bis 1100 mm
Length	800 mm / 1.250 mm / 1.500 mm
Color	RAL- / DB-colors according IGP Powder technology AG & TIGER Coatings
Opening area	Max. 70%, depending on frame size
Slope of roof	Min. 2° till max. 35°
<b>NEU</b> Possible connections	Electric or solar module
Snow load up to 300kg/m <sup>2</sup>	Statically tested

# THE AIRSLIDE - PERFECTION IN DETAIL



Our control options:



ExtremeLine - a brand of S.E. System Electronic GmbH - Eberloh 5 / D-83128 Halting / Germany  
[www.ExtremeLine.de](http://www.ExtremeLine.de) - Tel. +49 (0)8055 / 90 30 98 - 0 - [vertrieb@SystemElectronic.de](mailto:vertrieb@SystemElectronic.de)

As of 06/2025, typographical errors and technical changes subject to change Artikel: 04B002

<https://www.extremeline.de/product-overview/?lang=en>